



**District Report Card: 2017**


<b>State:</b> Haryana	<b>District:</b> Yamunanagar
<b>Class:</b> 3	<b>Subject:</b> Mathematics
<b>Schools:</b> 61	<b>Students:</b> 826


**Participation/Coverage**


**Students**

<div>GENDER</div> <div></div>	Boys				Girls			
	Number		%		Number		%	
	385		46.61		441		53.39	

<div>AREA</div> <div></div>	Rural				Urban			
	Number		%		Number		%	
	655		79.30		171		20.70	

<div>CATEGORY</div> <div></div>	SC		ST		OBC		GEN	
	Number	%	Number	%	Number	%	Number	%
	362	43.83	3	0.36	300	36.32	161	19.49

<div>CWSN</div> <div></div>	LD	VI	HI	S&LD	ID	Oth
	0	1	2	1	2	1

<div>Management</div> <div></div>	Government			Government-aided		
	Number		%	Number		%
	763		92.37	63		7.63

**Average Performance of Students in Mathematics (%)**

Overall	Gender		Area		Management		Social Group			
	Male	Female	Rural	Urban	Govt.	Aided	SC	ST	OBC	GEN
57.09	56.95	57.20	55.50	63.16	56.52	63.92	56.08	53.33	55.49	62.40

## Performance on Learning Outcomes (LOs)

Learning Outcomes	Description	Average Performance(%)
M301	Reads and writes numbers up to 999 using place value	46.39
M302	Compares numbers up to 999 based on their place values	66.10
M303	Solves simple daily life problems using addition and subtraction of three digit numbers with and without regrouping	50.68
M304	Constructs and uses the multiplication facts (up till 10) in daily life situations	59.50
M305	Analyses and applies an appropriate number operation in the situation/ context	50.48
M306	Explains the meaning of division facts by equal grouping/sharing and finds it by repeated subtraction	61.50
M309	Identifies and makes 2D-shapes by paper folding, paper cutting on the dot grid, using straight lines etc.	71.12
M311	Fills a given region leaving no gaps using a tile of a given shape	47.60
M312	Estimates and measures length and distance using standard units like centimeters or meters & identifies relationships	37.80
M317	Reads the time correctly to the hour using a clock/watch	67.43
M318	Extends patterns in simple shapes and numbers	50.55
M319	Records data using tally marks, represents pictorially and draws conclusions	68.28

Range of Performance of Students who Answered Correctly							
Below 30%		30% - 50%		50% - 75%		Above 75%	
Number	%	Number	%	Number	%	Number	%
124	15.01	176	21.31	351	42.49	175	21.19

### Lowest Performing Learning Outcomes (LOs)

- 1 - Estimates and measures length and distance using standard units like centimeters or meters & identifies relationships (37.80)
- 2 - Reads and writes numbers up to 999 using place value (46.39)
- 3 - Fills a given region leaving no gaps using a tile of a given shape (47.60)
- 4 - Analyses and applies an appropriate number operation in the situation/ context (50.48)
- 5 - Extends patterns in simple shapes and numbers (50.55)